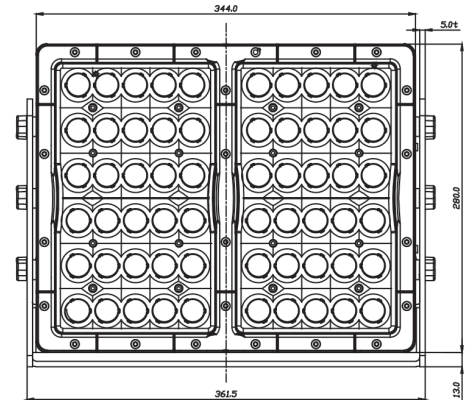
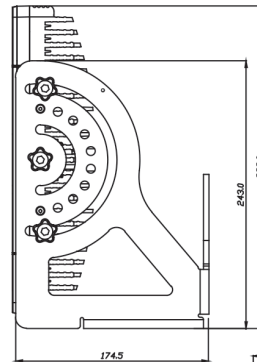


Pitmaster 60-LED

Powered by 




Also available in white



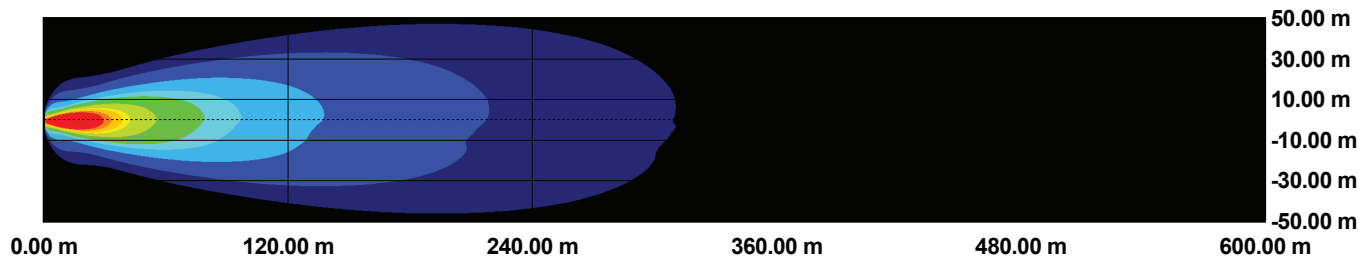
PRODUCT DETAILS

Raw Lumens	31,600
Effective Lumens	22,200
Current Draw	12.5/24V DC, 25A/12V, 2.5A/120VAC
Wattage	300W
Weight	14.7kg / 32.4lb
Beam Angle Options	40°, 60°, 90°
Color Temperature	5,000 Kelvin
Input Voltage	11 - 65VDC or 110 - 277VAC
Wattage per LED	5W
IP Rating	IP68/IP69K
Vibration Dampened & Shock Proof	60 Grms
EMC/EMI Rating	CISPR25 - Class 1
Cable Length	6' x 14awg triplex boat cable
Lens	Polycarbonate
Environmental Coating	Interpon 810
Bracket Material	304 Stainless Steel
Finish Options	White or Black
Warranty	5 Years
Safety Standards Compliance	CE, ROHS, UL1598, IEC 6247




FLOOD BEAM (40°)

Part No. AC version: ILPM05B6040PSE (black), ILPM05W6040PSE (white) DC version: ILPM05B6040 (black), ILPM05W6040 (white)



WIDE FLOOD BEAM (60°)

Part No. AC version: ILPM05B6060PSE (black), ILPM05W6060PSE (white) DC version: ILPM05B6060 (black), ILPM05W6060 (white)



SUPER WIDE FLOOD BEAM (90°)

Part No. AC version: ILPM05B6090PSE (black), ILPM05W6090PSE (white) DC version: ILPM05B6090 (black), ILPM05W6090 (white)

